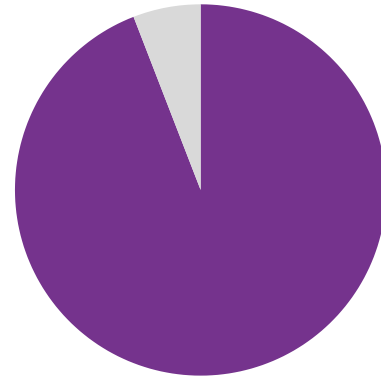


McGehee Police Department

Opioid Nexus

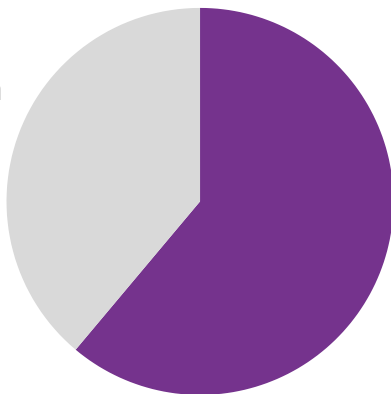
No Nexus
5.9%



Opioid Nexus
94.1%


Gender

Women
38.9%



Men
61.1%

Ethnicity



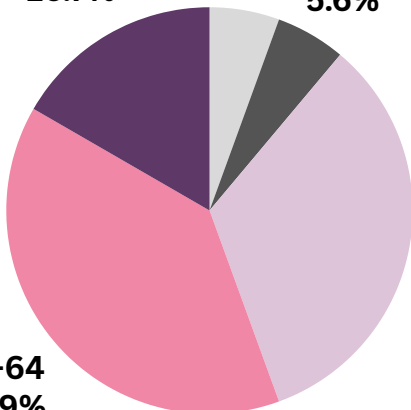
Non-Hispanic
100%

Age

Unknown
16.7%

12-17
5.6%

18-25
5.6%

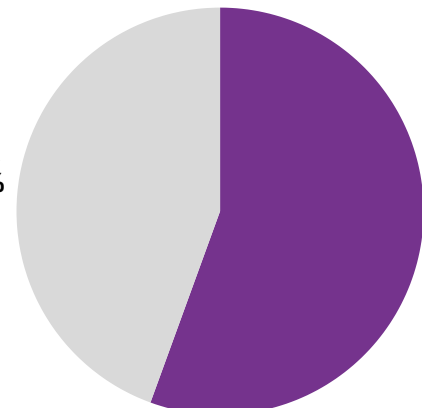


26-44
33.3%

45-64
38.9%

Race

Black
44.4%



White
55.6%